

New Orbit Arm³



Greater manoeuvrability

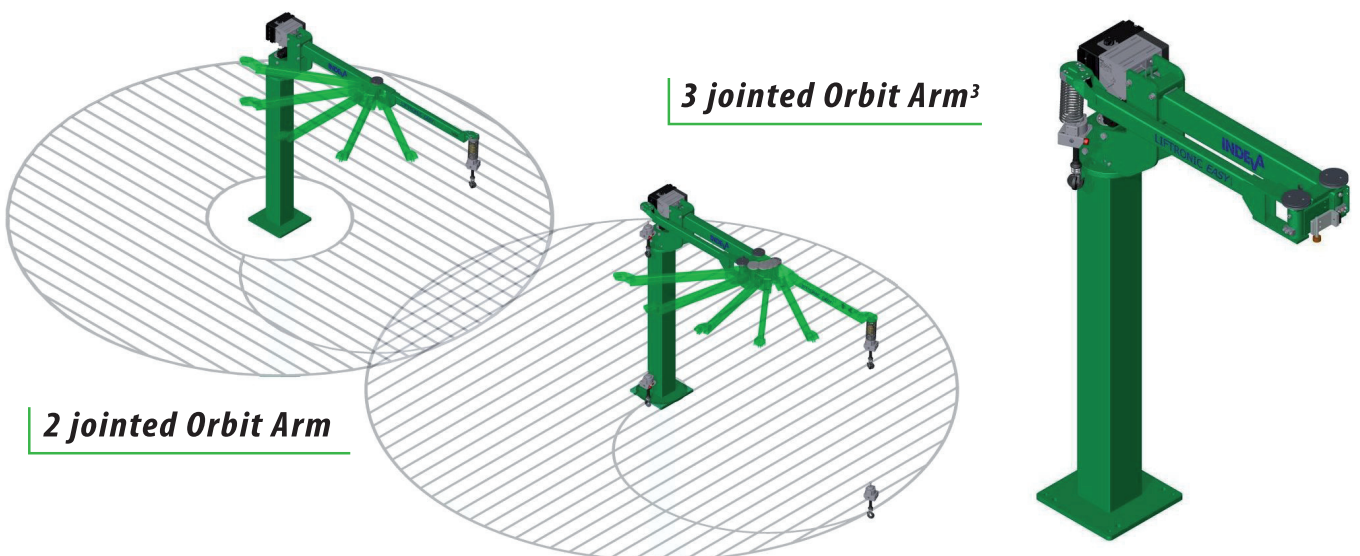
Larger area coverage

Smoother horizontal movements

The **New Orbit Arm³** is a 3 jointed arm that can be applied to all Liftronic® and Liftronic® Easy models for capacities up to 210 kg (including tooling). This option is available for both column and overhead rail mounted machines.

This new design provides enhanced area coverage within the radius of the arm and specifically the area immediately adjacent to the column as shown in the drawing below.

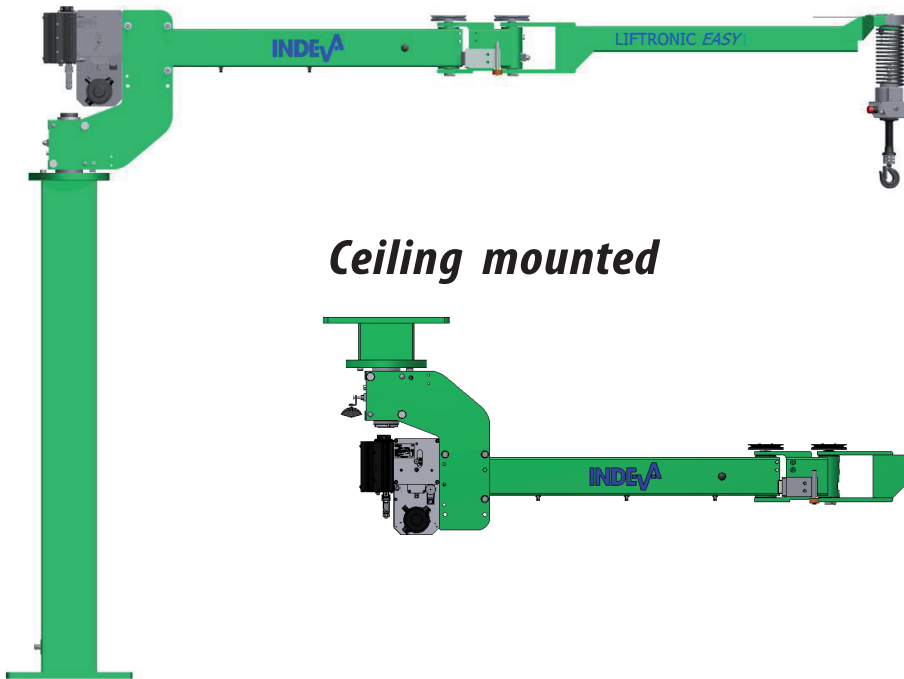
Orbit Arm³ offers the operator smooth, controllable movement across the full extended radius with the added benefit of quick changes in direction using the forearm only. The need to move the full arm length is reduced with the **New Orbit Arm³**.




New Orbit Arm³

INSTALLATION OPTIONS

Column mounted

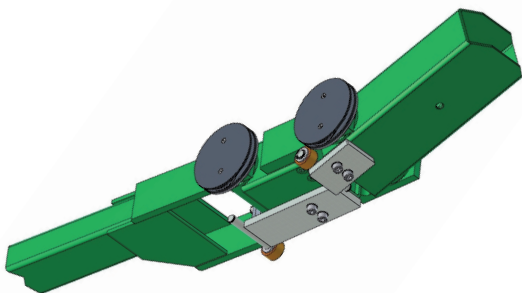


Ceiling mounted

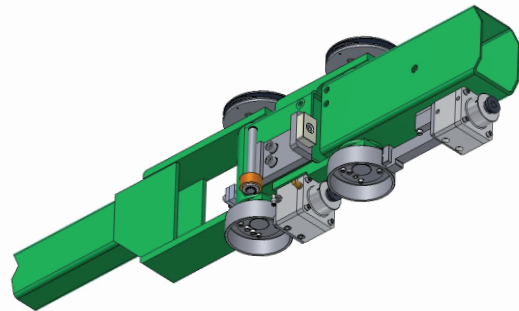


ACCESSORIES

Arm rotation stops



Pneumatic brakes



Technical data

STANDARD ARM LENGTH (m.)	2.75	3.25
MAX. CAPACITY (kg.)	145	105

Customised arm lengths are available on request.

Maximum arm length 4.5 m giving 45 kg capacity. Minimum arm length 2.00 m giving 210 kg capacity.